

# TUFA XCUT SERIES

Add a refreshed lightness to the room with our **TUFA XCUT** porcelain range. Simple, inviting and cohesive, these tiles embody an inherent natural quality to suit a wide range of indoor-outdoor applications. Featuring three beautiful colours with gentle organic crosscut veining.



**PRODUCT TYPE:** Glazed porcelain

**COLOURS:** Off-White, Ivory and Grey

**SIZES:** 150x150mm, 300x600mm, 600x600mm, 400x600x20mm, 600x600x20mm, 1200x2700x6mm and 600x1200mm Rectified Edges

**FINISHES/USAGE:**

**AESTHETIC QUALITIES:**


**TECHNICAL DATA:**

Matt, Combed and Grip/ Wall & Floor

Natural travertine look

P3 Pendulum slip rating (Matt)  
P5 Pendulum slip rating (Grip)  
P5 Pendulum slip rating (Grip Paver)  
More technical data on the last page

**VARIATION:**



V2

# TUFA XCUT SERIES

## PRODUCT INFORMATION



Off-White



Off-White



Ivory



Ivory



Grey



Grey

### Finishes & Sizes

**Matt** 150x150mm | 300x600mm | 600x600mm  
600x1200mm | 1200x2700x6mm\*

**Grip** 600x600mm

\*1200x2700mm only available in Off-White

**Grip Paver** 400x600x20mm | 600x600x20mm

**3D Combed** 600x1200mm



Variation is an inherent property of tiles and stone. Sizes are nominal and may include a joint.



# TUFA XCUT BULLNOSE

400x600x20mm | 600x600x20mm



Off-White



Ivory



Grey



Variation is an inherent property of tiles and stone. Sizes are nominal and may include a joint.



# TUFA XCUT SERIES

## 3D LINEA

Off-White




---

Ivory

---

Grey

---



Variation is an inherent property of tiles and stone. Sizes are nominal and may include a joint.

# TUFA XCUT SERIES

## WHITE VARIATION

600x1200mm | 12 faces

600x600mm | 24 faces





# TUFA XCUT SERIES

## IVORY VARIATION

600x1200mm | 12 faces

600x600mm | 24 faces



# TUFA XCUT SERIES

## GREY VEIN VARIATION









600x1200mm | 12 faces

600x600mm | 24 faces



# TUFA XCUT SERIES

## TECHNICAL DATA

	technical characteristics	test method	required values	result
	water absorption	ISO 10545-3	≤0.5%	≤0.4%
	modulus of rupture	ISO 10545-4	≥ 35 N/mm2	compliant
	surface quality	ISO 10545-2	Complies with the standards	≥95%
	thermal shock resistance	ISO 10545-9	No sample must show visible defects	compliant
	deep abrasion resistance	ISO 10545-6	≤ 175 mm3	compliant
	chemical resistance	ISO 10545-13	Declared value	compliant
	resistance to frost	ISO 10545-12	Resistant	compliant
	staining resistance	ISO 10545-14	Minimum Class 3	compliant